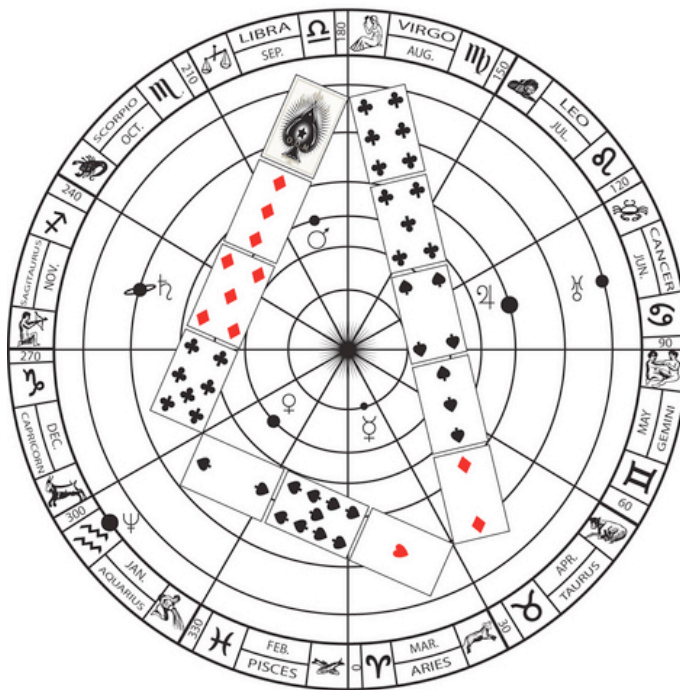


The Mystic Triangle

by Leslie Maat Ahmed, Senior Counselor, Magi Fellowship



IN THE BEGINNING

Many times, I attempted to read The Mystic Test Book written by Olney H. Richmond, Grand Master of the Order of the Magi (OOM). This was the first book on the sacred science of the cards released in 1893 into the general public domain. I wanted to explore what acumen I could glean to help me answer questions about this Sacred Science according to the way it was passed down to us by the Order of the Magi. I noticed the numerous diagrams showing systematic layouts of the cards on zodiac wheels. Explanations, which describe the precise layouts of the cards on these wheels, consistently convey the message that the display


of the cards is not random. In the same way that there is no accident to the ordering of the universe, there is no accident to the order in which the cards are arranged. Many amazing secrets are revealed when we understand these formations, and the mathematical calculations that go along with them and that verify their accuracy. The picture here presented by Olney Richmond on page 214 of The Mystic Test Book shows the cards displayed in a Mystic Triangle formation. A comprehensive explanation of this triangle is contained in the Visions magazine, which is a compilation of articles written by Robert Lee Camp, Grand Master, OOM (see Vol. IV, chapter 9).

HOW I CAME TO EXPLORE THE MYSTIC TRIANGLE

The Mystic Triangle formation, found in the Grand Solar Spread, reveals information about a person's Birth Card. I was fascinated when Robert revealed this fact in one of his seminars. An opportunity to explore this concept occurred when the card information that was available to me did not explain a recurring life situation for a number of my clients. In a particular year, while doing readings in a restaurant setting and participating as a panelist and workshop leader at a conference, I encountered numerous clients who were all 6♦ and who were all teachers. I had not seen the 6♦ identified as a teacher card in any of the literature I had on the science of the cards. Puzzled by this, I began to look around in my personal life at people who were friends, teachers and spiritual leaders that I had known over the years; I became aware that many of them had the 6♦ as their Birth Cards. After working with this system for many years, one thing I have found to be true -- the answer is in the cards. Another more familiar way of say this is that the cards don't lie.

THE DISPLACEMENT CARD

The Grand Solar Spread



The formation of the Mystic Triangle is revealed whenever the Birth Card or the Planetary Ruling Card displaces the 10♠. Each year the cards move around the Quadrations so that a different card will sit in the "house" of the 10♠; hence, a different card has the 10♠ as its Displacement Card every year. Potentially, the Mystic Triangle formation shows up twice in the lifetime of most people. However, the information contained in the interpretation is applicable to their life experiences, and is not limited only to the year in which the 10♠ is their Displacement Card. A high level of interpretation can indicate a person's propensity to express greatness in the world when they give their gifts in a powerful way. The fixed and

semi-fixed cards (K♠, J♥, 8♣, 9♥/7♦ and 2♥/A♣) will never have the Mystic Triangle formation. However, referring to the Ruling Card allows access to pertinent information when using the Mystic Triangle formation.

Follow along using the picture here as I identify the component parts that make up the Mystic Triangle formation.

THE COMPONENT PARTS OF THE MYSTIC TRIANGLE IN THE GRAND SOLAR SPREAD

In the Grand Solar Spread, the 10♠ sits in the Jupiter Column and the Mercury Row. As you can see from this diagram, the 10♠ sits in the center position just below the Crown Line. At the very bottom of the Grand Solar Spread, we have the Q♥ and the 4♥ located at either end of the base of the Grand Solar Spread. Now draw a straight line from the 10♠ that connects to the Q♥ at the base on the right side. Then draw a straight line from the 10♠ that connects to the 4♥ at the base on the left side. We can see a triangular formation. This is the Mystic Triangle formation in the Grand Solar Spread. This formation reveals the Head as the 10♠ at the apex of the triangle, and the Feet as the Q♥ (the 2nd Karma Card) and the 4♥ (the 1st Karma Card) at the base of the Mystic Triangle. The other components of this Mystic Triangle are the Hands which are located at either end of the Mercury row (the same row where the 10♠ is in the center), and they are the A♠ and the 3♥. Another component is the Center of Being, which is located in the Jupiter/Jupiter position and is the 10♦. Finally, the Crowning Glory is located at the very top in the Crown Line in the center and is the 8♦.

THE RIGHT AND LEFT SIDE OF THE MYSTIC TRIANGLE

Using your imagination to pretend, lay your body down with your back against the Mystic Triangle formation. Your head fits into the space of the 10♠. Your right hand fits into the position of the A♠. Your left hand fits into the position of the 3♥. Your right foot fits into the position of the Q♥. Your left foot fits into the position of the 4♥. The 1st Karma Card sits on the left side of the triangle's base in the Mercury column and Neptune row. The 2nd Karma Card sits on the right side of the triangle's base in the Neptune column and the Neptune row. This forms the base of the triangle and I have found it to be the foundation upon which the card rests. The hands of the Mystic Triangle are spread out along the Mercury row. The Left hand is in the Mercury column and the Mercury row. The Right hand is in the Neptune column and the Mercury row. It is my belief that the position of the left and right side of the triangle are significant because it is where giving and receiving occurs. A person gives with the right hand and receives with the left hand. The 1st Karma Card is the one that receives and is located on the left side of the Mystic Triangle. The 2nd Karma Card is the one that gives and is located on the right side of the formation. In Karma Card Relationships, the 2nd Karma Card person gives to the 1st Karma Card person. Therefore, the left side of the triangle (1st karma Card) receives, and the right side of the triangle (2nd karma Card) gives.

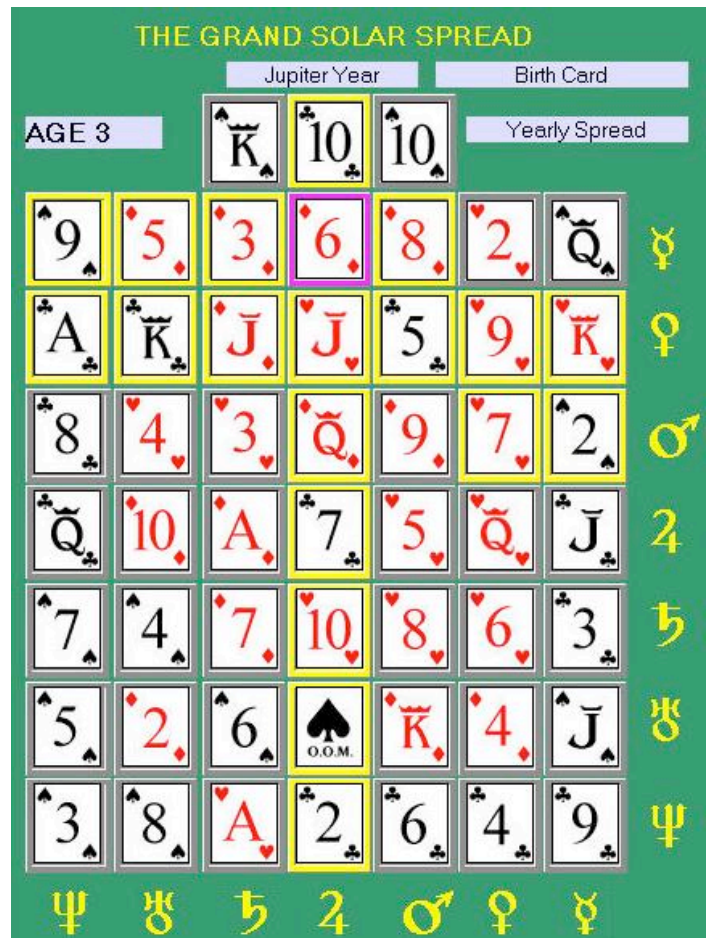
The Center of Being found in the Jupiter Column and the Jupiter Row places the card in a space of blessings, protection and is a gift to use. Above the head is the Crowning Glory located in the center of the Crown Line. The Crowning Glory is what the person does that makes them shine. Everyone can see that when they express this part of themselves, they are recognized and acknowledged for the amazing way in which they give their gift.

PUTTING IT ALL TOGETHER

Using the 6♦ as an example, I would like to give my interpretation of when the 10♠ is the Displacement Card for the 6♦ Card. See the diagram below for the Age 3 Quadration, which is the age when the Mystic Triangle formation appears for the 6♦. Please follow along.

I want to start out by saying that I am amazed by how many people I know who are the 6♦ who are not just ordinary teachers, but who have quite extraordinary teaching abilities. Often their students say that they are the best teacher I ever had. In addition, I know many who are quite profound spiritual teachers as well. The extraordinary and the powerful spiritual qualities are the ones I will bring to your attention in this interpretation.

Looking at the Age 3 Quadration above, I notice the hands that the 6♦ uses to do their work in the world. On the right side, the 9♠, the Card of the Universal Giver is used in giving. On the left side, the Q♠, the Card of Spiritual Self-Mastery is used in receiving. The work the 6♦ does with the left hand indicates the ability to create life situations by going in and manifesting from



within whatever they desire. The Q♠ is the second most powerful card in the deck, and this hand can receive the spiritual wherewithal to take responsibility for what they create in the world by consciously manifesting their intentions from within. On the right side, what they give away on one level is wisdom, and on another level, they can release ego and whatever life situations they have outgrown and that no longer serve them. As I look at the Center of their Being, I see the 7♣ the Card of Spiritual Revelation. Because this is a gift they can use, their ability to give divinely inspired speech to what they share empowers and elevates the listeners. When I look at the Crowning Glory, what I see is the 10♣ Teacher Card. There it is! This is what explains the ability to teach and be so good at it. When the 6♦ teach, they shine. The Crowning Glory indicates what a person would be good at professionally. When they teach they shine, get acknowledgement, recognition and from the center of their being, they express divinely inspired words that create radiant light. The 6♦ spiritual teachers I know profoundly impact the people whom they serve in auspicious ways. Looking at the foundation upon which the 6♦ stands, on the right side, is the 3♠ Artist Card. This is where they experience good karma in their life. On the left side is the 9♣ Card of Universal Knowledge, cosmic knowing and letting go of ideas, concepts and philosophies they have outgrown. This is where they have lessons to learn in different areas of their life, especially relationships. For the evolved 6♦, the ability to tap into cosmic awareness further enhances the 7♣ gift of inspired speech at the Center of their Being and the 10♣ Teacher Card at their Crowning Glory.

The good karma they receive from the 3♠ Artist Card may show up as benefactors and patrons who support them in the creative and artistic work they do as teachers and spiritual leaders.

AN APPROACH

A useful approach is to start out with an intention: to make the initial connection with the client an auspicious one, to support the client to experience clarity so they can take the next most positive step in their life with confidence, and to empower the client to experience the most fortunate outcome for all. Interpreting the Mystic Triangle formation can give insight that is helpful as they find their way. I encourage card readers to consider the Mystic Triangle as an approach when doing reading for your clients. Depending upon their concerns, this may be a helpful method. Experiment with your cards and those of your friends and family members to see if there is some insight to be gained by you and those whom you serve.

Leslie Maat Ahmed is a Magi Counselor who has been studying the cards for over 15 years. She provides personal consultations combining the cards and astrology and teaches classes and gives presentations. Contact Leslie at annuview@aol.com and visit her website at <http://www.anu-view.net>.